

ARHGAP18 Polyclonal Antibody

Description

Product type	Primary Antibody
Code	BT-AP00599
Host	Rabbit
Isotype	IgG
Size	20ul, 50ul, 100ul
Immunogen	The antiserum was produced against synthesized peptide derived from human RHG18. AA range:517-566
Mol wt	74947
Species reactivity	Human
Clonality	Polyclonal
Recommended application	WB, IHC-p, ELISA
Concentration	1 mg/ml
Full name	ARHGAP18 Antibody
Synonyms	ARHGAP18; Rho GTPase-activating protein 18; MacGAP; Rho-type GTPase-activating protein 18

This product is for research use only, not for use in human, therapeutic or diagnostic procedure.

Background

ARHGAP18 belongs to a family of Rho (see MIM 165390) GTPase-activating proteins that modulate cell signaling (Potkin et al., 2009 [PubMed 19065146]).

Recommended Dilution

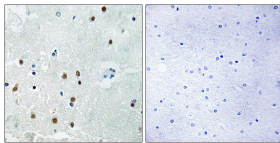
WB: 1: 500 - 1: 2000

IHC: 1: 100 - 1: 300


ELISA: 1: 40000

Not yet tested in other applications.

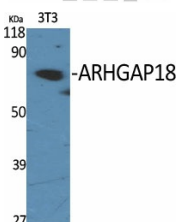
Images



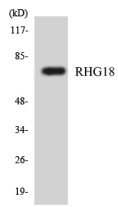
Immunohistochemistry analysis of paraffin-embedded human brain, using RHG18 Antibody. The lane on the right is blocked with the RHG18 peptide.




Western blot analysis of RHG18 Antibody. The lane on the right is blocked with the RHG18 peptide.



Western Blot analysis of various cells using ARHGAP18 Polyclonal Antibody



Western blot analysis of the lysates from HepG2 cells using RHG18 antibody.



Western Blot analysis of Jurkat cells using ARHGAP18 Polyclonal Antibody

Storage

-20°C for one year

501 Changsheng S Rd, Nanhu Dist, Jiaxing, Zhejiang, China

Tel: 86 21 31007137 | E-mail: save@bt-laboratory.com | www.bt-laboratory.com