

GATA-4 Polyclonal Antibody

Description

Product type	Primary Antibody
Code	BT-AP03486
Host	Rabbit
Isotype	IgG
Size	20ul, 50ul, 100ul
Immunogen	The antiserum was produced against synthesized peptide derived from human GATA4. AA range:271-320
Mol wt	44627
Species reactivity	Human, Mouse, Rat
Clonality	Polyclonal
Recommended application	WB, IHC-p, ELISA
Concentration	1 mg/ml
Full name	GATA-4 Antibody
Synonyms	GATA4; Transcription factor GATA-4; GATA-binding factor 4

This product is for research use only, not for use in human, therapeutic or diagnostic procedure.

Background

GATA4 encodes a member of the GATA family of zinc-finger transcription factors. Members of this family recognize the GATA motif which is present in the promoters of many genes. Transcription factor GATA-4 is thought to regulate genes involved in embryogenesis and in myocardial differentiation and function, and is necessary for normal testicular development. Mutations in GATA4 have been associated with cardiac septal defects. Additionally, alterations in gene expression have been associated with several cancer types. Alternative splicing results in multiple transcript variants.

Recommended Dilution

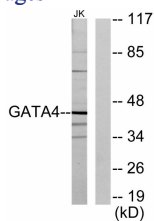
WB: 1: 500 - 1: 2000

IHC: 1: 100 - 1: 300

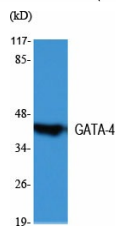
ELISA: 1: 5000

Not yet tested in other applications.

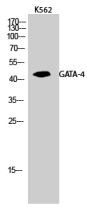
Images




Western blot analysis of lysates from Jurkat cells, using GATA4 Antibody. The lane on the right is blocked with the synthesized peptide.



Western Blot analysis of various cells using GATA-4 Polyclonal Antibody cells nucleus.



Western Blot analysis of K562 cells using GATA-4 Polyclonal Antibody cells nucleus.



Western blot analysis of the lysates from HeLa cells using GATA4 antibody.

Storage

-20°C for one year

501 Changsheng S Rd, Nanhu Dist, Jiaxing, Zhejiang, China

Tel: 86 21 31007137 | E-mail: save@bt-laboratory.com | www.bt-laboratory.com