

hnRNP C1/2 Polyclonal Antibody

Description

Product type	Primary Antibody
Code	BT-AP04167
Host	Rabbit
Isotype	IgG
Size	20ul, 50ul, 100ul
Immunogen	The antiserum was produced against synthesized peptide derived from human hnRNP C1/2. AA range:231-280
Mol wt	33670
Species reactivity	Human, Mouse, Rat
Clonality	Polyclonal
Recommended application	WB, IHC-p, ELISA
Concentration	1 mg/ml
Full name	hnRNP C1/2 Antibody
Synonyms	HNRNPC; HNRPC; Heterogeneous nuclear ribonucleoproteins C1/C2; hnRNP C1/C2

This product is for research use only, not for use in human, therapeutic or diagnostic procedure.

Background

HNRNPC belongs to the subfamily of ubiquitously expressed heterogeneous nuclear ribonucleoproteins (hnRNPs). The hnRNPs are RNA binding proteins and they complex with heterogeneous nuclear RNA (hnRNA). These proteins are associated with pre-mRNAs in the nucleus and appear to influence pre-mRNA processing and other aspects of mRNA metabolism and transport. While all of the hnRNPs are present in the nucleus, some seem to shuttle between the nucleus and the cytoplasm. The hnRNP proteins have distinct nucleic acid binding properties. The protein encoded by this gene can act as a tetramer and is involved in the assembly of 40S hnRNP particles. Multiple transcript variants encoding at least two different isoforms have been described for this gene.

Recommended Dilution

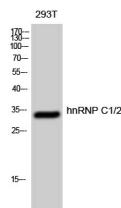
WB: 1: 500 - 1: 2000

IHC: 1: 100 - 1: 300

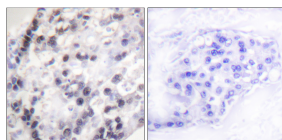
ELISA: 1: 20000

Not yet tested in other applications.

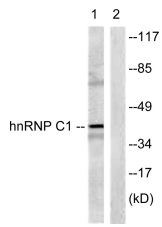
Images



Western Blot analysis of 293T cells using hnRNP C1/2 Polyclonal Antibody diluted at 1:500 cells nucleus.



Immunohistochemistry analysis of paraffin-embedded human breast carcinoma tissue, using hnRNP C1/2 Antibody. The picture on the right is blocked with the synthesized peptide.



Storage

-20°C for one year

501 Changsheng S Rd, Nanhu Dist, Jiaxing, Zhejiang, China

Tel: 86 21 31007137 | E-mail: save@bt-laboratory.com | www.bt-laboratory.com