

Daxx Monoclonal Antibody

Description

Product type	Primary Antibody
Code	BT-MCA0436
Host	Mouse
Isotype	IgG
Size	50ul, 100ul
Immunogen	Purified recombinant fragment of human Daxx expressed in E. Coli.
Mol wt	N/A
Species reactivity	Human
Clonality	Monoclonal
Recommended application	WB, IF, ICC, FCM, ELISA
Concentration	1 mg/ml
Full name	Death domain-associated protein 6
Synonyms	DAXX; BING2; DAP6; Death domain-associated protein 6; Daxx; hDaxx; ETS1-associated protein 1; EAP1; Fas death domain-associated protein

This product is for research use only, not for use in human, therapeutic or diagnostic procedure.

Background

This gene encodes a multifunctional protein that resides in multiple locations in the nucleus and in the cytoplasm. It interacts with a wide variety of proteins, such as apoptosis antigen Fas, centromere protein C, and transcription factor erythroblastosis virus E26 oncogene homolog 1. In the nucleus, the encoded protein functions as a potent transcription repressor that binds to sumoylated transcription factors. Its repression can be relieved by the sequestration of this protein into promyelocytic leukemia nuclear bodies or nucleoli. This protein also associates with centromeres in G2 phase. In the cytoplasm, the encoded protein may function to regulate apoptosis. The subcellular localization and function of this protein are modulated by post-translational modifications, including sumoylation, phosphorylation and polyubiquitination. Alternative splicing results in multiple transcript varian

Recommended Dilution

ELISA: 1:10000


FC: 1:200 - 1:400

IF: 1:200 - 1:1000

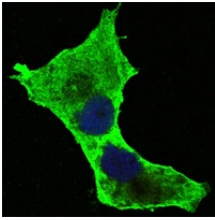
WB: 1:500 - 1:2000

Not yet tested in other applications.

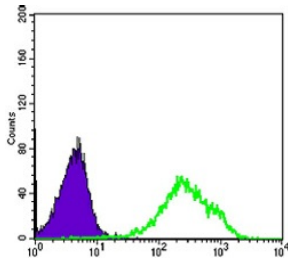
Images



Western Blot analysis using Daxx Monoclonal antibody against K562 cell lysate (1).



Confocal immunofluorescence analysis of PANC-1 cells using Daxx Monoclonal antibody (green).
Blue: DRAQ5 fluorescent DNA dye.



Flow cytometric analysis of HeLa cells using Daxx Monoclonal antibody (green) and negative control (purple).

Storage

-20°C for one year

501 Changsheng S Rd, Nanhu Dist, Jiaxing, Zhejiang, China

Tel: 86 21 31007137 | E-mail: save@bt-laboratory.com | www.bt-laboratory.com