

SCGB1A1 Monoclonal Antibody

Description

Product type	Antibody
Code	BT-MCA2262
Host	Mouse
Isotype	Mouse IgG1
Size	100µL, 50µL
Immunogen	Purified recombinant fragment of human SCGB1A1 (AA: 26-91) expressed in E. Coli.
Mol wt	10kDa
Species reactivity	Human
Clonality	Monoclonal
Recommended application	FCM
Concentration	N/A
Full name	N/A
Synonyms	UGB;UP1;CC10;CC16;CCSP;UP-1;CCPBP

This product is for research use only, not for use in human, therapeutic or diagnostic procedure.

Background

N/A

Recommended Dilution

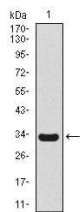
WB: 1:500 - 1:2000

FCM: 1:200 - 1:400

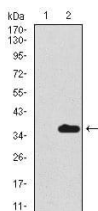
ELISA: 1:10000

Not yet tested in other applications.

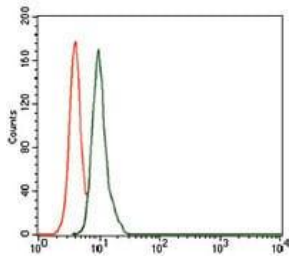
Images



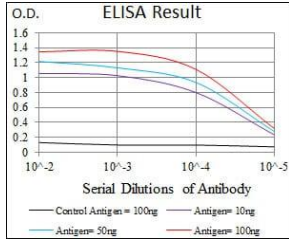
Western blot analysis using SCGB1A1 mAb against human SCGB1A1 recombinant protein.
(Expected MW is 33.4 kDa)



Western blot analysis using SCGB1A1 mAb against HEK293 (1) and SCGB1A1 (AA: 26-91)-hIgGfC transfected HEK293 (2) cell lysate.



Flow cytometric analysis of A549 cells using SCGB1A1 mouse mAb (green) and negative control (red).



Black line: Control Antigen (100 ng); Purple line: Antigen(10ng); Blue line: Antigen (50 ng); Red line: Antigen (100 ng);

Storage

Store at 4°C short term. Aliquot and store at -20°C long term.

501 Changsheng S Rd, Nanhu Dist, Jiaxing, Zhejiang, China

Tel: 86 21 31007137 | E-mail: save@bt-laboratory.com | www.bt-laboratory.com