

CD147 Monoclonal Antibody

Description

Product type	Antibody
Code	BT-MCA2916
Host	Mouse
Isotype	Mouse IgG1
Size	100µL, 50µL
Immunogen	Purified recombinant fragment of human CD147 (AA: extra 138-323) expressed in E. Coli.
Mol wt	42.2kDa
Species reactivity	Others
Clonality	Monoclonal
Recommended application	IHC,ICC,FCM
Concentration	N/A
Full name	N/A
Synonyms	BSG;OK;5F7;TCSF;EMMPRIN

This product is for research use only, not for use in human, therapeutic or diagnostic procedure.

Background

The protein encoded by this gene is a plasma membrane protein that is important in spermatogenesis, embryo implantation, neural network formation, and tumor progression. The encoded protein is also a member of the immunoglobulin superfamily. Multiple transcript variants encoding different isoforms have been found for this gene.

Recommended Dilution

WB: 1:500 - 1:2000

IHC-p: 1:200 - 1:1000

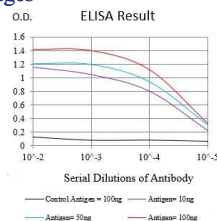
ICC: 1:50 - 1:200

FCM: 1:200 - 1:400

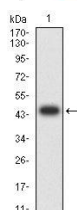
ELISA: 1:10000

Not yet tested in other applications.

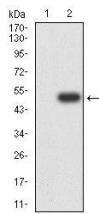
Images



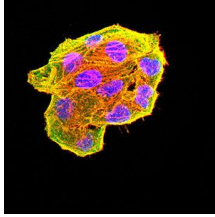
Black line: Control Antigen (100 ng);Purple line: Antigen (10ng); Blue line: Antigen (50 ng); Red line:Antigen (100 ng)



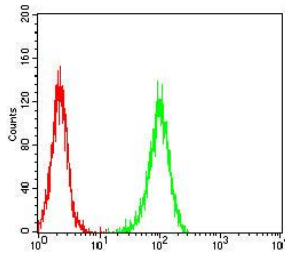
Western blot analysis using CD147 mAb against human CD147 (AA: extra 138-323) recombinant protein. (Expected MW is 46.3 kDa)



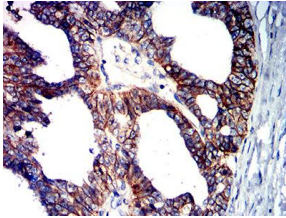
Western blot analysis using CD147 mAb against HEK293-6e (1) and CD147 (AA: extra 138-323)-hlgGfc transfected HEK293-6e (2) cell lysate.



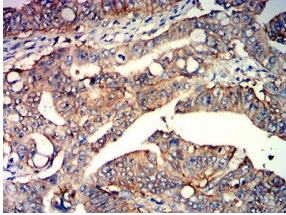
Immunofluorescence analysis of HeLa cells using CD147 mouse mAb (green). Blue: DRAQ5 fluorescent DNA dye. Red: Actin filaments have been labeled with Alexa Fluor- 555 phalloidin. Secondary antibody from Fisher (Cat#: 35503)



Flow cytometric analysis of THP-1 cells using CD147 mouse mAb (green) and negative control (red).



Immunohistochemical analysis of paraffin-embedded ovarian cancer tissues using CD147 mouse mAb with DAB staining.



Immunohistochemical analysis of paraffin-embedded rectum cancer tissues using CD147 mouse mAb with DAB staining.

Storage

Store at 4°C short term. Aliquot and store at -20°C long term.

501 Changsheng S Rd, Nanhu Dist, Jiaxing, Zhejiang, China

Tel: 86 21 31007137 | E-mail: save@bt-laboratory.com | www.bt-laboratory.com