

SALL4 Monoclonal Antibody

Description

Product type	Antibody
Code	BT-MCA2983
Host	Mouse
Isotype	Mouse IgG1
Size	100µL, 50µL
Immunogen	Purified recombinant fragment of human SALL4 (954-1053) expressed in E. Coli.
Mol wt	112kDa
Species reactivity	Others
Clonality	Monoclonal
Recommended application	WB,FCM
Concentration	N/A
Full name	N/A
Synonyms	DRRS;HSAL4;ZNF797;dJ1112F19.1

This product is for research use only, not for use in human, therapeutic or diagnostic procedure.

Background

The protein encoded by this gene may be a zinc finger transcription factor. Defects in this gene are a cause of Duane-radial ray syndrome (DRRS).

Recommended Dilution

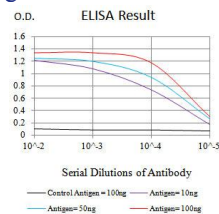
WB: 1:500 - 1:2000

FCM: 1:200-1:400


ELISA: 1:10000

Not yet tested in other applications.

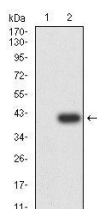
Images




Black line: Control Antigen (100 ng);Purple line: Antigen (10ng); Blue line: Antigen (50 ng); Red line: Antigen (100 ng)



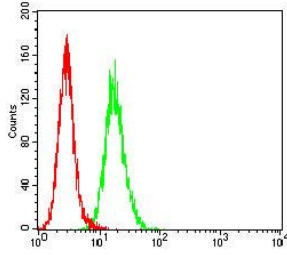
Western blot analysis using SALL4 mAb against human SALL4 (AA: 954-1053) recombinant protein. (Expected MW is 20 kDa)



Western blot analysis using SALL4 mAb against HEK293-6e (1) and SALL4 (AA: 954-1053)-hlgGfc transfected HEK293-6e (2) cell lysate.



Western blot analysis using SALL4 mouse mAb against A431 (1) and NIH/3T3 (2) cell lysate.



Flow cytometric analysis of HeLa cells using SALL4 mouse mAb (green) and negative control (red).

Storage

Store at 4°C short term. Aliquot and store at -20°C long term.

501 Changsheng S Rd, Nanhu Dist, Jiaxing, Zhejiang, China

Tel: 86 21 31007137 | E-mail: save@bt-laboratory.com | www.bt-laboratory.com